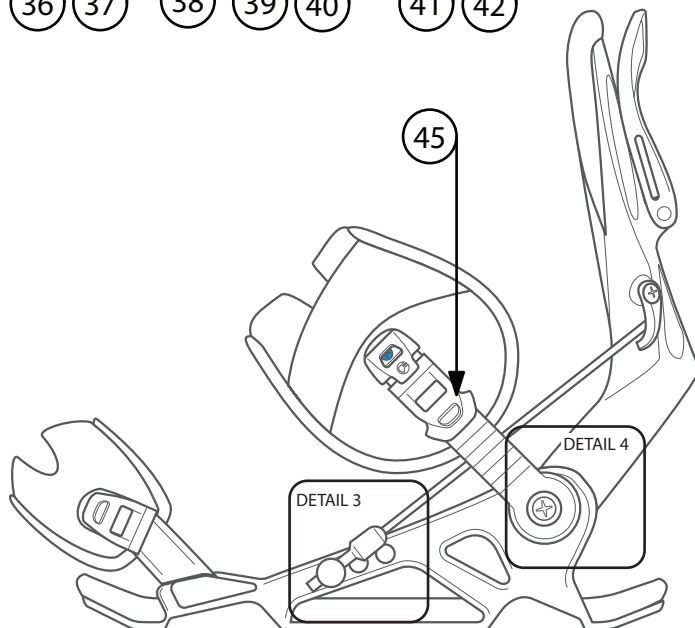
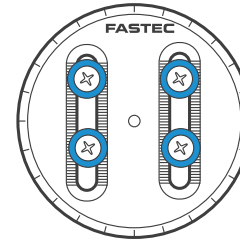
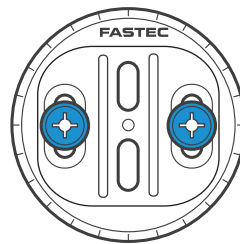
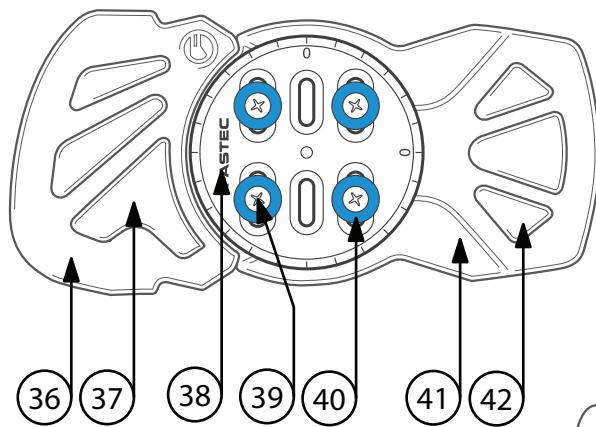
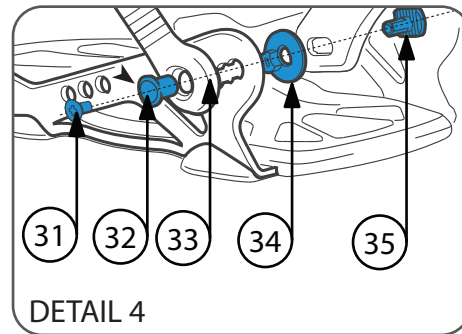
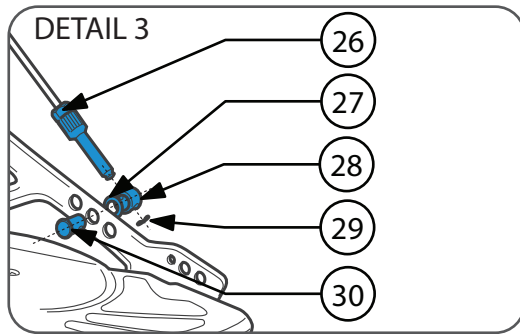


1. HIGHBACK RELEASE LEVER #
2. UPPER HIGHBACKPAD #
3. CABLE
4. HEEL PADDING
5. CABLE GUIDE SCREW
6. CABLE GUIDE #
7. HIGHBACK #
8. BASEBUFFER
9. BASEPLATE
10. TOE POSITION T-NUT
11. FLATHEAD SCREW M5x7
12. FLATHEAD SCREW M5x7
13. TOE CAM BUCKLE
14. TOESTRAP #
15. ANKLESTRAP #
16. ANKLE CAM BUCKLE
17. HIGHBACK T-NUT
18. HIGHBACK SPACER
19. ARS AUTO LEVER ASSEMBLY
20. ARS CAM
21. FLATHEAD SCREW M5x13
22. FLATHEAD SCREW M5x7
23. CABLE ANCHOR
24. O-RING
25. SPECIAL NUT M5

# DESIGN MAY VARY ON MODELS  
USE FT1 FOR REFERENCE



- 26. FORWARD LEAN SPINDLE
- 27. O-RING
- 28. SPINDLE CAP
- 29. RETAINING RING
- 30. SPINDLE BOLT
- 31. FLATHEAD SCREW M5x13
- 32. HIGHBACK BUSHING
- 33. INNER ANKLE ADJUSTER STRAP
- 34. HIGHBACK SPACER
- 35. HIGHBACK NUT
- 36. TOE FOOTBED
- 37. TOE CUSHION
- 38. DISC
- 39. COUNTERSUNK SCREW M6x14
- 40. COUNTERSUNK WASHERS
- 41. HEEL FOOTBED
- 42. HEEL CUSHION
- 43. TOE ADJUSTER STRAP
- 44. COUNTERSUNK SCREW M5x8
- 45. MICRO ADJUSTER ASSAMBLY
- 46. ICS DISC
- 47. ICS NUT
- 48. MULTI DISC
- 49. COUNTERSUNK SCREW M6x14
- 50. COUNTERSUNK WASHERS